


Shareholding Pattern - as per clause 35 of Listing Agreement


Name of the Company:		PRESTIGE ESTATES PROJECTS LIMITED	
Scrip Code, Name of the scrip, class of security:		Prestige EQ - Equity shares	
Quarter ended:		Sep-11	
Partly paid-up shares:-	No. of partly paid-up shares	As a % of total no. of partly paid-up shares	As a % of total no. of shares of the company
Held by Promoter/promoter group	NIL	NIL	NIL
Held by public	NIL	NIL	NIL
Total	NIL	NIL	NIL
Outstanding convertible securities	No. of outstanding securities	As a % of total no. of outstanding convertible securities	As a % of total no. of shares of the company, assuming full conversion of the convertible securities
Held by Promoter/promoter group	NIL	NIL	NIL
Held by public	NIL	NIL	NIL
Total	NIL	NIL	NIL
Warrants:-	No. of warrants	As a % of total no. of warrants	As a % of total no. of shares of the company, assuming full conversion of Warrants
Held by Promoter/promoter group	NIL	NIL	NIL
Held by public	NIL	NIL	NIL
Total	NIL	NIL	NIL
Total paid-up capital of the company, assuming full conversion of warrants and convertible securities		Not applicable	




Shareholding Pattern - as per clause 35 of Listing Agreement

Name of the Company : **PRESTIGE ESTATES PROJECTS LIMITED**
 Scrip Code : **PRESTIGE - EQ**
 Quarter Ended : **30-Sep-11**

Category code	Category of Shareholder	Number of Shareholders	Total number of shares	Number of shares held in dematerialized form	Total shareholding as a percentage of total number of shares		Shares pledged or otherwise encumbered	
					As a percentage of (A+B) ¹	As a percentage of (A+B+C)	No of shares	As a percentage (IX) = (VIII)/(IV)*100
(I)	(II)	(III)	(IV)	(V)	(VI)	(VII)	(VIII)	(IX)
(A)	Shareholding of Promoter and Promoter Group ²							
1	Indian							
(a)	Individuals/ Hindu Undivided Family	3	196875000	196875000	60.0094	60.0094		
(b)	Central Government/ State Government(s)	-	-	-	-	-		
(c)	Bodies Corporate	-	-	-	-	-		
(d)	Financial Institutions/ Banks	-	-	-	-	-		
(e)	Any Others(Specify)	-	-	-	-	-		
	Person Acting in Concert	6	65625000	65625000	20.0031	20.0031		
	Sub Total(A)(1)	9	262500000	262500000	80.0125	80.0125		
2	Foreign							
a	Individuals (Non-Residents Individuals/ Foreign Individuals)	-	-	-	-	-		
b	Bodies Corporate	-	-	-	-	-		
c	Institutions	-	-	-	-	-		
d	Any Others(Specify)	-	-	-	-	-		
	Sub Total(A)(2)	0	0	0	0	0		
	Total Shareholding of Promoter and Promoter Group (A)= (A)(1)+(A)(2)	9	262500000	262500000	80.0125	80.0125		



(B)	Public shareholding								
1	Institutions								
(a)	Mutual Funds/ UTI	16	10547118	10547118	3.2149	3.2149			
(b)	Financial Institutions / Banks	-	-	-	-	-			
(c)	Central Government/ State Government(s)	-	-	-	-	-			
(d)	Venture Capital Funds	-	-	-	-	-			
(e)	Insurance Companies	-	-	-	-	-			
(f)	Foreign Institutional Investors	71	50740279	50740279	15.4661	15.4661			
(g)	Foreign Venture Capital Investors	-	-	-	-	-			
(h)	Any Other (specify)	-	-	-	-	-			
	Sub-Total (B)(1)	87	61287397	61287397	18.6810	18.6810			
B 2	Non-institutions								
(a)	Bodies Corporate	210	2599031	2599031	0.7922	0.7922			
(b)	Individuals	-	-	-	-	-			
I	Individuals -i. Individual shareholders holding nominal share capital up to Rs 1 lakh	6508	1153815	1153813	0.3517	0.3517			
II	Individual shareholders holding nominal share capital in excess of Rs. 1 lakh.	12	413729	413729	0.1261	0.1261			
(c)	Any Other (specify)	-	-	-	-	-			
(c-i)	Clearing Members	136	93558	93558	0.0285	0.0285			
(c-ii)	Trust	-	-	-	-	-			
(c-iii)	Non Resident Indians (Repatriable)	58	23430	23430	0.0071	0.0071			
(c-iv)	Non Resident Indians (Non Repatriable)	14	2810	2810	0.0009	0.0009			
	Sub-Total (B)(2)	6938	4286373	4286371	1.3065	1.3065			
(B)	Total Public Shareholding (B) = (B)(1)+(B)(2)	7025	65573770	65573768	19.9875	19.9875			
	TOTAL (A)+(B)	7034	328073770	328073768	100	100			
(C)	Shares held by Custodians and against Depository Receipts have been issued which	0	0	0	0	0			
	GRAND TOTAL (A)+(B)+(C)	7034	328073770	328073768	100	100			




[Handwritten signature]

(1)(b) STATEMENT SHOWING SHARE HOLDING OF PERSONS BELONGING TO THE CATEGORY "PROMOTERS AND PROMOTER GROUP"

Name of the Company : PRESTIGE ESTATES PROJECTS LIMITED
 Scrip Code : PRESTIGE - EQ
 Quarter Ended : 30-Sep-11

SR.NO	NAME OF SHAREHOLDER	Total Share held		Shares Pledged or otherwise encumbered		
		Number	Percentage of grand total	Number	As a percentage	As a % of grand total
			(A)+(B)+(C)		(VI) = (V)/(III)*100	(A)+(B)+(C)
(I)	(II)	(III)	(IV)	(V)	(VI)	(VII)
1	IRFAN RAZACK	65,625,000	20.0031	-	-	-
2	REZWAN RAZACK	65,625,000	20.0031	-	-	-
3	NOAMAN RAZACK	65,625,000	20.0031	-	-	-
4	SAMEERA NOAMAN	16,406,250	5.0008	-	-	-
5	BADRUNISSA IRFAN	16,406,250	5.0008	-	-	-
6	ALMAS REZWAN	16,406,250	5.0008	-	-	-
7	UZMA IRFAN	5,475,750	1.6691	-	-	-
8	FAIZ REZWAN	5,465,250	1.6659	-	-	-
9	ZAID NOAMAN	5,465,250	1.6659	-	-	-
	TOTAL	262,500,000	80.0125	-	-	-



(1)(c) STATEMENT SHOWING SHARE HOLDING OF PERSONS BELONGING TO THE CATEGORY "PUBLIC AND HOLDING MORE THAN 1% OF THE TOTAL NUMBER OF SHARES"

Name of the Company :

PRESTIGE ESTATES PROJECTS LIMITED


Scrip Code :

PRESTIGE - EQ

Quarter Ended :

30-Sep-11


Sr. No.	Name of the shareholder	Number of shares	Shares as a percentage of total number of shares {i.e., Grand Total (A)+(B)+(C) indicated in Statement at para (1)(a) above}
1	GOVERNMENT OF SINGAPORE	7,766,409	2.3673
2	ARTHA EMERGING MARKETS FUND (MAURITIUS) LIMITED	3,615,678	1.1021
3	COPTHALL MAURITIUS INVESTMENT LIMITED	3,305,608	1.0076
	TOTAL	14,687,695	4.4770



(1)(d) STATEMENT SHOWING DETAILS OF LOCKED - IN - SHARES

Name of the Company : PRESTIGE ESTATES PROJECTS LIMITED
Scrip Code : PRESTIGE - EQ
Quarter Ended : 30-Sep-11

Sr. No.	Name of the shareholder	Number of locked in shares	Locked-in shares as a percentage of total number of shares (i.e., Grand Total (A)+(B)+(C) indicated in Statement at para (l)(a) above}
1	ALMAS REZWAN	16,406,250	5.0008
2	BADRUNISSA IRFAN	16,406,250	5.0008
3	FAIZ REZWAN	5,465,250	1.6659
4	IRFAN RAZACK	65,625,000	20.0031
5	NOAMAN RAZACK	65,625,000	20.0031
6	REZWAN RAZACK	65,625,000	20.0031
7	SAMEERA NOAMAN	16,406,250	5.0008
8	UZMA IRFAN	5,475,750	1.6691
9	ZAYD NOAMAN	5,465,250	1.6659
TOTAL		262,500,000	80.0125



(II)(a) Statement showing details of Depository Receipts (DRs)

Sr. No.	Type of outstanding DR (ADRs, GDRs, SDRs, etc.)	Number of outstanding DRs	Number of shares underlying outstanding DRs	Shares underlying outstanding DRs as a percentage of total number of shares (i.e., Grand Total (A)+(B)+(C) indicated in Statement at para (I)(a) above)
NIL	NIL	NIL	NIL	NIL

(II)(b) Statement showing Holding of Depository Receipts (DRs), where underlying shares held by 'promoter/ promoter group' are in excess of 1% of the total number of shares

Sr. No.	Name of the DR Holder	Type of outstanding DR (ADRs, GDRs, SDRs, etc.)	Number of shares underlying outstanding DRs	Shares underlying outstanding DRs as a percentage of total number of shares (i.e., Grand Total (A)+(B)+(C) indicated in Statement at para (I)(a) above)
NIL	NIL	NIL	NIL	NIL

(III)(a) Statement showing the voting pattern of shareholders, if more than one class of shares/ securities is issued by the issuer

Category code	Category of Shareholder	Number of voting rights held in each class of securities			Total Voting rights (II+IV+V)	Total Voting rights i.e. (VI)	
		Class X	Class Y	Class Y		As a percentage of (A+B)	As a percentage of (A+B+C)
NIL							

