

Shareholding Pattern - as per clause 35 of Listing Agreement

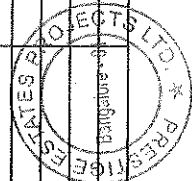
Name of the Company:		PRESTIGE ESTATES PROJECTS LIMITED	
Scrip Code, Name of the scrip, class of security:		533274 - Prestige - Equity shares	
Quarter ended:		Sep-12	
Partly paid-up shares:-	No. of partly paid-up shares	As a % of total no. of partly paid-up shares	As a % of total no. of shares of the company
Held by Promoter/promoter group	NIL	NIL	NIL
Held by public	NIL	NIL	NIL
Total	NIL	NIL	NIL
Outstanding convertible securities	No. of outstanding securities	As a % of total no. of outstanding convertible securities	As a % of total no. of shares of the company, assuming full conversion of the convertible securities
Held by Promoter/promoter group	NIL	NIL	NIL
Held by public	NIL	NIL	NIL
Total	NIL	NIL	NIL
Warrants:-	No. of warrants	As a % of total no. of warrants	As a % of total no. of shares of the company, assuming full conversion of Warrants
Held by Promoter/promoter group	NIL	NIL	NIL
Held by public	NIL	NIL	NIL
Total	NIL	NIL	NIL
Total paid-up capital of the company, assuming full conversion of warrants and convertible securities	Not applicable		





Shareholding Pattern - as per clause 35 of Listing Agreement

Name of the Company : **PRESTIGE ESTATES PROJECTS LIMITED**
 Scrip Code : **533274**
 Quarter Ended : **30-Sep-12**

Category code	Category of Shareholder	Number of Shareholders	Total number of shares	Number of shares held in dematerialized form	Total shareholding as a percentage of total number of shares		Shares pledged or otherwise encumbered	
					As a percentage of (A+B) ¹	(VI)	As a percentage of (A+B+C)	(VII)
(I)	(II)	(III)	(IV)	(V)	(VI)	(VII)	(VIII)	(IX) = (VIII)/(IV)*100
(A)	Shareholding of Promoter and Promoter Group ²							
1	Indian							
(a)	Individuals/ Hindu Undivided Family	3	196875000	196875000	60.0094	60.0094	-	-
(b)	Central Government/ State Government(s)	-	-	-	-	-	-	-
(c)	Bodies Corporate	-	-	-	-	-	-	-
(d)	Financial Institutions/ Banks	-	-	-	-	-	-	-
(e)	Any Others(Specify)	-	-	-	-	-	-	-
	Person Acting In Concert	6	65625000	65625000	20.0031	20.0031	-	-
	Sub Total(A)(1)	9	262500000	262500000	80.0125	80.0125	-	-
2	Foreign							
a	Individuals (Non-Residents Individuals/ Foreign Individuals)	-	-	-	-	-	-	-
b	Bodies Corporate	-	-	-	-	-	-	-
c	Institutions	-	-	-	-	-	-	-
d	Qualified Foreign investor	-	-	-	-	-	-	-
e	Any Others(Specify)	-	-	-	-	-	-	-
	Sub Total(A)(2)	0	0	0	0	0	0	0
	Total Shareholding of Promoter and Promoter Group (A) = (A)(1)+(A)(2)	9	262500000	262500000	80.0125	80.0125	0	0
(B)	Public shareholding							
1	Institutions							
(a)	Mutual Funds/ UTI	33	20185427	20185427	6.1527	6.1527	-	-
(b)	Financial Institutions/ Banks	1	400	400	0.0001	0.0001	400	100.0000
(c)	Central Government/ State Government(s)	-	-	-	-	-	-	-
(d)	Venture Capital Funds	-	-	-	-	-	-	-
(e)	Insurance Companies	-	-	-	-	-	-	-
(f)	Foreign Institutional Investors	68	38623023	38623023	11.7727	11.7727	-	-
(g)	Foreign Venture Capital Investors	-	-	-	-	-	-	-
(h)	Qualified Foreign Investor	-	-	-	-	-	-	-
(i)	Any Other (specify)	-	-	-	-	-	-	-
	Sub-Total (B)(1)	102	58808850	58808850	17.9255	17.9255	400	100.0000



Category code	Category of Shareholder	Number of Shareholders	Total number of shares	Number of shares held in dematerialized form	Total shareholding as a percentage of total number of shares		Shares pledged or otherwise encumbered	
					As a percentage of (A+B) ¹	As a percentage of (A+B+C)		
(I)	(II)	(III)	(IV)	(V)	(VI)	(VII)	(VIII)	(IX) = (VIII)/(IV)*100
B 2	Non-institutions							
(a)	Bodies Corporate	216	4002226	4002226	1.2199	1.2199	202916	5.0701
(b)	Individuals							
I	Individuals -i. Individual shareholders holding nominal share capital up to Rs 1 lakh	6604	1327109	1327106	0.4045	0.4045	6402	0.4824
II	ii. Individual shareholders holding nominal share capital in excess of Rs. 1 lakh.	17	535879	535879	0.1633	0.1633	65000	12.1296
(c)	Qualified Foreign Investor							
(d)	Any Other (specify)							
(d-i)	Clearing Members	176	832480	832480	0.2537	0.2537	1056	0.1268
(d-ii)	Trusts	1	5000	5000	0.0015	0.0015		
(d-iii)	Non Resident Indians (Repatriable)	75	52540	52540	0.0160	0.0160		
(d-iv)	Non Resident Indians (Non Repatriable)	22	9686	9686	0.0030	0.0030		
	Sub-Total (B)(2)	7111	6764920	6764917	2.0620	2.0620	275374	4.0706
(B)	Total Public Shareholding (B) = (B)(1)+(B)(2)	7213	65573770	65573767	19.9875	19.9875	275774	0.4206
	TOTAL (A)+(B)	7222	328073770	328073767	100	100	275774	0.0841
(C)	Shares held by Custodians and against Depository Receipts have been issued which Promoter and Promoter Group Public	0	0	0	0	0	0	0.0000
1	Promoter and Promoter Group							
2	Public							
	Sub-Total (C)							
	GRAND TOTAL (A)+(B)+(C)	7222	328073770	328073767	100	100	275774	0.0841




(Handwritten signature)

(l)(b) Statement showing holding of securities (including shares, warrants, convertible securities) of persons belonging to the category "Promoter and Promoter Group"

Name of the Company : PRESTIGE ESTATES PROJECTS LIMITED
 Scrip Code : 533274
 Quarter Ended : 30-Sep-12

Sr.	Name of the shareholder	Details of Shares held			Encumbered shares (*)			Details of warrants		Details of convertible securities		Total shares (including underlying shares assuming full conversion of warrants and convertible securities) as a % of diluted share capital
		Number of shares held	As a % of grand total (A) + (B) + (C)	No.	As a percentage (V) = (V)/(III) * 100	As a % of grand total (A)+(B)+(C) of sub-clause (I)(a)	Number of warrants held	As a % total number of warrants of the same class (IX)	Number of convertible securities held	As a % total number of convertible securities of the same class (XI)		
											(IV)	
1	IRFAN RAZACK	65,625,000	20.00	0	0	0	0	0	0	0	0	20.00
2	NOAMAN RAZACK	65,625,000	20.00	0	0	0	0	0	0	0	0	20.00
3	REZWAN RAZACK	65,625,000	20.00	0	0	0	0	0	0	0	0	20.00
4	ALIMAS REZWAN	16,406,250	5.00	0	0	0	0	0	0	0	0	5.00
5	BADRUNISSA IRFAN	16,406,250	5.00	0	0	0	0	0	0	0	0	5.00
6	SAMEERA NOAMAN	16,406,250	5.00	0	0	0	0	0	0	0	0	5.00
7	UZMA IRFAN	5,475,750	1.67	0	0	0	0	0	0	0	0	1.67
8	FAIZ REZWAN	5,465,250	1.67	0	0	0	0	0	0	0	0	1.67
9	ZAYD NOAMAN	5,465,250	1.67	0	0	0	0	0	0	0	0	1.67
	TOTAL	262,500,000	80.01	0	0	0	0	0	0	0	0	80.01


(*) The term "encumbrance" has the same meaning as assigned to it in regulation 28(3) of the SAST Regulations, 2011



(I)(c)(i) Statement showing holding of securities (including shares, warrants, convertible securities) of persons belonging to the category "Public" and holding more than 1% of the total number of shares

Name of the Company : PRESTIGE ESTATES PROJECTS LIMITED
 Scrip Code : 533274
 Quarter Ended : 30-Sep-12

Sr. No.	Name of the shareholder	Number of shares held	Shares as a percentage of total number of shares {i.e., Grand Total (A)+(B)+(C) indicated in Statement at para (I)(a) above}	Details of warrants		Details of convertible securities		Total shares (including underlying shares assuming full conversion of warrants and convertible securities) as a % of diluted share capital
				Number of warrants held	As a % total number of warrants of the same class	Number of convertible securities held	% w.r.t total number of convertible securities of the same class	
1	RELINANCE CAPITAL TRUSTEE CO. LTD A/C RELIANCEEQUITY OPPORTUNITIES FUND AAATR0090B	11,647,184	3.55	0	0	0	0	3.55
2	HSBC BANK (MAURITIUS) LIMITED A/C JWALAMUKHI INVESTMENT HOLDINGS	5,947,061	1.81	0	0	0	0	1.81
3	GOVERNMENT PENSION FUND GLOBAL	5,086,001	1.55	0	0	0	0	1.55
4	DSP BLACKROCK SMALL AND MID CAP FUND AAAJD0430B	4,690,753	1.43	0	0	0	0	1.43
5	GOVERNMENT OF SINGAPORE	4,522,850	1.38	0	0	0	0	1.38
TOTAL		31,893,849	9.72	0	0	0	0	9.72



(I)(c)(ii) Statement showing holding of securities (including shares, warrants, convertible securities) of persons (together with PAC) belonging to the category "Public" and holding more than 5% of the total number of shares of the company

Name of the Company : PRESTIGE ESTATES PROJECTS LIMITED
 Scrip Code : 533274
 Quarter Ended : 30-Sep-12

Sr. No.	Name(s) of the shareholder(s) and the Persons Acting in Concert (PAC) with them	Number of shares	Shares as a percentage of total number of shares {i.e., Grand Total (A)+(B)+(C) indicated in Statement at para (I)(a) above}	Details of warrants		Details of convertible securities		Total shares (including underlying shares assuming full conversion of warrants and convertible securities) as a % of diluted share capital
				Number of warrants	As a % total number of warrants of the same class	Number of convertible securities held	% w.r.t total number of convertible securities of the same class	
1		0	0	0	0	0	0	0
2		0	0	0	0	0	0	0
3		0	0	0	0	0	0	0
TOTAL		0	0	0	0	0	0	0



[Handwritten signature]

(1)(d) STATEMENT SHOWING DETAILS OF LOCKED - IN - SHARES

Name of the Company : PRESTIGE ESTATES PROJECTS LIMITED
Scrip Code : 533274
Quarter Ended : 30-Sep-12

Sr. No.	Name of the shareholder	Number of locked in shares	Locked-in shares as a percentage of total number of shares {i.e., Grand Total (A)+(B)+(C) indicated in Statement at para (I)(a) above}
1	IRFAN RAZACK	21,871,586	6.6667
2	NOAMAN RAZACK	21,871,584	6.6667
3	REZWAN RAZACK	21,871,584	6.6667
TOTAL		65,614,754	20.0000



A handwritten signature in black ink, appearing to be "S. R.", located to the right of the circular stamp.

(II)(a) Statement showing details of Depository Receipts (DRs)

Sr. No.	Type of outstanding DR (ADRs, GDRs, SDRs, etc.)	Number of outstanding DRs	Number of shares underlying outstanding DRs	Shares underlying outstanding DRs as a percentage of total number of shares {i.e., Grand Total (A)+(B)+(C) indicated in Statement at para (I)(a) above}
NIL	NIL	NIL	NIL	NIL

(II)(b) Statement showing Holding of Depository Receipts (DRs), where underlying shares held by 'promoter/ promoter group' are in excess of 1% of the total number of shares

Sr. No.	Name of the DR Holder	Type of outstanding DR (ADRs, GDRs, SDRs, etc.)	Number of shares underlying outstanding DRs	Shares underlying outstanding DRs as a percentage of total number of shares {i.e., Grand Total (A)+(B)+(C) indicated in Statement at para (I)(a) above}
NIL	NIL	NIL	NIL	NIL



A handwritten signature in black ink.