

(D)(a) Statement showing Shareholding Pattern

Name of the Company : Prestige Estates Projects Limited
Scrip Code, Name of the scrip, class of security : PRESTIGE
As on Date : 30-Sep-2015

Partly paid-up shares	No. of partly paid-up shares	As a % of total no. of partly paid-up Shares	As a % of total no. of shares of the company
Held by promoter/promoter group	0	0	0
Held by public	0	0	0
Total	0	0	0
Outstanding convertible securities	No. of outstanding securities	As a % of total no. of outstanding convertible securities	As a % of total no. of shares of the company, assuming full conversion of the convertible securities
Held by promoter/promoter group	0	0	0
Held by public	0	0	0
Total	0	0	0
Warrants	No. of warrants	As a % of total no. of warrants	As a % of total no. of shares of the company, assuming full conversion of Warrants
Held by promoter/promoter group	0	0	0
Held by public	0	0	0
Total	0	0	0
Total paid-up capital of the company, assuming full conversion of warrants and convertible securities	375000000		

For PRESTIGE ESTATES PROJECTS LIMITED

Managing Director


(I)(a) Statement showing Shareholding Pattern

Sr. no.	Category of shareholder (II)	Number of shareholders (III)	Total number of shares (IV)	Number of shares held in dematerialized form (V)	Total shareholding as a percentage of total number of shares		Shares Pledged or otherwise encumbered		
					As a percentage of (A+B) ¹ (VI)	As a percentage of (A+B+C) (VII)	Number of shares (VIII)	As a percentage (IX) = (VIII) / (IV) * 100	
(A)	Promoter and Promoter Group²								
(1)	Indian								
(a)	Individuals/Hindu Undivided Family	9	262500000	262500000	70.00	70.00	0	0.00	0.00
(b)	Central Government/State Government(s)	0	0	0	0.00	0.00	0	0	0
(c)	Bodies Corporate	0	0	0	0.00	0.00	0	0	0
(d)	Financial Institutions/Banks	0	0	0	0.00	0.00	0	0	0
(e)	Any Other (Total)	0	0	0	0.00	0.00	0	0	0
	Sub-Total (A)(1)	9	262500000	262500000	70.00	70.00	0	0.00	0.00
(2)	Foreign								
(a)	Individuals (Non-Resident Individuals/Foreign Individuals)	0	0	0	0.00	0.00	0	0.00	0.00
(b)	Bodies Corporate	0	0	0	0.00	0.00	0	0.00	0.00
(c)	Institutions	0	0	0	0.00	0.00	0	0.00	0.00
(d)	Qualified Foreign Investor	0	0	0	0.00	0.00	0	0.00	0.00
(e)	Any Other (Total)	0	0	0	0.00	0.00	0	0.00	0.00
	Sub-Total (A)(2)	0	0	0	0.00	0.00	0	0.00	0.00



Total Shareholding of Promoter and Promoter Group (A) = (A)(1)+(A)(2)		9	262500000	262500000	70.00	70.00	0	0.00
(B) Public shareholding³								
(1) Institutions								
(a)	Mutual Funds/UTI	17	17660190	17660190	4.71	4.71	N.A.	N.A.
(b)	Financial Institutions/Banks	1	4825	4825	0.00	0.00	N.A.	N.A.
(c)	Central Government/State Government(s)	0	0	0	0.00	0.00	N.A.	N.A.
(d)	Venture Capital Funds	0	0	0	0.00	0.00	N.A.	N.A.
(e)	Insurance Companies	0	0	0	0.00	0.00	N.A.	N.A.
(f)	Foreign Institutional Investors	97	78550535	78550535	20.95	20.95	N.A.	N.A.
(g)	Foreign Venture Capital Investors	0	0	0	0.00	0.00	N.A.	N.A.
(h)	Qualified Foreign Investor	0	0	0	0.00	0.00	N.A.	N.A.
(i)	Any Other (Total)	0	0	0	0.00	0.00	N.A.	N.A.
	Sub-Total (B)(1)	115	96215550	96215550	25.66	25.66	N.A.	N.A.
(2) Non-institutions								
(a)	Bodies Corporate	267	1303275	1303275	0.35	0.35	N.A.	N.A.
(b)	Individuals - i. Individual Shareholders Holding Nominal Share Capital Up To >Rs. 1 Lakh.	9894	1606482	1606479	0.43	0.43	N.A.	N.A.
	Individuals - ii. Individual Shareholders Holding Nominal Share Capital In Excess Of Rs. 1 Lakh	6	117458	117458	0.03	0.03	N.A.	N.A.

FOR PRESTIGE REAL ESTATE PROJECTS LIMITED


Managing Director

(c)	Qualified Foreign Investor	0	0	0	0	0	0.00	0.00	N.A.	N.A.
(d)	Any Other (Total)	410	13257235	13257235	13257235	13257235	3.54	3.54	N.A.	N.A.
(d1)	Clearing Member	123	700165	700165	700165	700165	0.19	0.19	N.A.	N.A.
(d2)	Foreign Portfolio Investor (Corporate)	18	12358219	12358219	12358219	12358219	3.30	3.30	N.A.	N.A.
(d3)	Non Resident Indians (Non Repat)	70	29143	29143	29143	29143	0.01	0.01	N.A.	N.A.
(d4)	Non Resident Indians (Repat)	198	101022	101022	101022	101022	0.03	0.03	N.A.	N.A.
(d5)	Trusts	1	68686	68686	68686	68686	0.02	0.02	N.A.	N.A.
	Sub-Total (B)(2)	10577	16284450	16284450	16284447	16284447	4.34	4.34	N.A.	N.A.
	Total Public Shareholding (B)= (B)(1)+(B)(2)	10692	112500000	112500000	112499997	112499997	30.00	30.00	N.A.	N.A.
	TOTAL (A)+(B)	10701	375000000	375000000	374999997	374999997	100.00	100.00	0	0.00
(C)	Shares held by Custodians and against which Depository Receipts have been issued	0	0	0	0	0	N.A.	N.A.	0.00	N.A.
C1	Promoter and Promoter Group	0	0	0	0	0	N.A.	N.A.	0.00	N.A.
C2	Public	0	0	0	0	0	N.A.	N.A.	0.00	N.A.
	GRAND TOTAL (A)+(B)+(C)	10701	375000000	375000000	374999997	374999997	N.A.	100.00	0	0.00

¹For determining public shareholding for the purpose of Clause 40A.

²For definitions of "Promoter" and "Promoter Group", refer to Clause 40A.

³For definitions of "Public Shareholding", refer to Clause 40A.

For PRESTIGE ESTATES PROJECTS LIMITED


Managing Director

(D)(b) Statement showing Shareholding of persons belonging to the category "Promoter and Promoter Group"

Sr. No.	Name of the shareholder (II)	PAN of the Shareholder (III)	Total Shares held		Shares pledged or otherwise encumbered		Details of warrants		Details of convertible securities		Total shares (including underlying shares assuming full conversion of warrants and convertible securities) as a % of diluted share capital (XIII)	
			Number (IV)	as a % of grand total (A) + (B) + (C) + (V)	Number (VI)	as a percentage (VII) = (VI) / (IV) * 100	as a % of grand total (A) + (B) + (C) of sub-clause (D)(a) (VIII)	Number of warrants held (XI)	As a % total number of warrants of the same class (X)	Number of convertible securities held (XI)		As a % total number of convertible securities of the same class (XII)
1	IRFAN RAZACK	AACPI7226E	65625000	17.50	0	0.00	0.00	0	0	0	0	0
2	NOAMAN RAZACK	ACLPR5361A	65625000	17.50	0	0.00	0.00	0	0	0	0	0
3	REZWAN RAZACK	ABJPR9881L	65625000	17.50	0	0.00	0.00	0	0	0	0	0
4	SAMEERA NOAMAN	AATPN4282G	16406250	4.38	0	0.00	0.00	0	0	0	0	0
5	ALMAS REZWAN	AENPR5950B	16406250	4.38	0	0.00	0.00	0	0	0	0	0
6	BADRUNISSA IRFAN	AACPI1090E	16406250	4.38	0	0.00	0.00	0	0	0	0	0
7	UZMA IRFAN	AAGPI0898A	5475750	1.46	0	0.00	0.00	0	0	0	0	0

[Handwritten Signature]

8	ZAYD NOAMAN	AAIPZ8152A	5465250	1.46	0	0.00	0.00	0	0	0	0	0
9	FAZ REZWAN	ABJPR9879A	5465250	1.46	0	0.00	0.00	0	0	0	0	0
	TOTAL		26250000	70.00	0	0.00	0.00	0	0.00	0	0.00	0.00

D(c) Statement showing Shareholding of persons belonging to the category "Public" and holding more than 1% of the total number of shares

Sr. No.	Name of the shareholder	PAN of the Shareholder	Number of shares	Shares as a percentage of total number of shares {i.e., Grand Total (A)+(B)+(C) indicated in Statement at para (1)(a) above}	Details of warrants		Details of convertible securities		Total shares (including underlying shares assuming full conversion of warrants and convertible securities) as a % of diluted
					Number of warrants held	As a % total number of warrants of the same class	Number of convertible securities held	% w.r.t total number of convertible securities of the same class	
1	HSBC BANK (MAURITIUS) LIMITED A/C JWALAMUKHI		18089884	4.82	0	0	0	0	0

For PRESTIGE ESTATES PROJECTS LIMITED




Managing Director

	INVESTMENT HOLDINGS											
2	GOVERNMENT OF SINGAPORE	16148740	4.31	0	0	0	0	0	0	0	0	0
3	RELIANCE CAPITAL TRUSTEE CO. LTD A/C RELIANCEEQUITY OPPORTUNITIES FUND	AAATR0090 B 13959675	3.72	0	0	0	0	0	0	0	0	0
4	MONETARY AUTHORITY OF SINGAPORE	3855818	1.03	0	0	0	0	0	0	0	0	0
	TOTAL	52054117	13.88	0	0.0	0	0.0	0	0	0.0	0	0

D(c) Statement showing Shareholding of persons belonging to the category "Public" and holding more than 5% of the total number of shares

Sr. No.	Name of the shareholder	PAN of the Shareholder	Number of shares	Shares as a percentage of total number of shares {i.e., Grand Total (A)+(B)+(C) indicated in Statement at	Details of warrants		Details of convertible securities		Total shares (including underlying shares assuming full conversion of warrants and convertible securities) as a % of diluted
					Number of warrants held	As a % total number of warrants of the same class	Number of convertible securities held	% w.r.t total number of convertible securities of the same class	

For PRESTIGE ESTATES PROJECTS LIMITED


Managing Director

		para (D)(a) above}			
1	NIL	0	0.00	0	0.00
	TOTAL	0	0.00	0	0.00

(I)(d) Statement showing details of locked-in shares

Sr. No.	Name of the shareholder	PAN of the Shareholder	Number of locked-in shares	Locked-in shares as a percentage of total number of shares {i.e., Grand Total (A)+(B)+(C) indicated in Statement at para (D)(a) above}
1	Nil		0	0.00
	TOTAL		0	0.00

(II)(a) Statement showing details of Depository Receipts (DRs)

Sr. No.	Type of outstanding DR (ADRs, GDRs, SDRs, etc.)	Number of outstanding DRs	Number of shares underlying outstanding DRs	Shares underlying outstanding DRs as a percentage of total number of shares {i.e., Grand Total (A)+(B)+(C) indicated in Statement at para (D)(a) above}
	TOTAL	0	0	0.00



(II)(b) Statement showing holding of Depository Receipts (DRs), where underlying shares held by 'promoter/promoter group' are in excess of 1% of the total number of shares

Sr. No.	Name of the DR Holder	Type of outstanding DR (ADRs, GDRs, SDRs, etc.)	Number of shares underlying outstanding DRs	Shares underlying outstanding DRs as a percentage of total number of shares (i.e., Grand Total (A)+(B)+(C) indicated in Statement at para (I)(a) above}
		TOTAL	0	0.00

(III) (a) Statement showing the voting pattern of shareholders, if more than one class of shares/securities is issued by the issuer.

Sr. no.	Category of shareholder	Number of Voting Rights held in each class of securities				Total Voting Rights (III+IV+V) (VI)	Total Voting Rights i.e. (VI)	
		Class X (III)	Class Y (IV)	Class Z (V)	As a percentage of (A+B) (VII)		As a percentage of (A+B+C) (VIII)	
(I)	Promoter and Promoter Group ²							
(1)	Indian							
(a)	Individuals/Hindu Undivided Family	0	0	0	0	0.00	0.00	0.00
(b)	Central Government/State Government(s)	0	0	0	0	0.00	0.00	0.00
(c)	Bodies Corporate	0	0	0	0	0.00	0.00	0.00
(d)	Financial Institutions/Banks	0	0	0	0	0.00	0.00	0.00
(e)	Any Other (Total)	0	0	0	0	0.00	0.00	0.00
	Sub-Total (A)(1)	0	0	0	0	0.00	0.00	0.00
(2)	Foreign							
(a)	Individuals (Non-Resident Individuals/Foreign Individuals)	0	0	0	0	0.00	0.00	0.00

For PRESTIGE ESTIMATES PROJECTS LIMITED

Managing Director


(b)	Bodies Corporate	0	0	0	0	0	0.00	0.00
(c)	Institutions	0	0	0	0	0	0.00	0.00
(d)	Qualified Foreign Investor	0	0	0	0	0	0.00	0.00
(e)	Any Other (Total)	0	0	0	0	0	0.00	0.00
	Sub-Total (A)(2)	0	0	0	0	0	0.00	0.00
	Total Shareholding of Promoter and Promoter Group (A) = (A)(1)+(A)(2)	0	0	0	0	0	0.00	0.00
	Public shareholding							
(B)	Institutions							
(1)	(a) Mutual Funds/UTI	0	0	0	0	0	0.00	0.00
(b)	Financial Institutions/Banks	0	0	0	0	0	0.00	0.00
(c)	Central Government/State Government(s)	0	0	0	0	0	0.00	0.00
(d)	Venture Capital Funds	0	0	0	0	0	0.00	0.00
(e)	Insurance Companies	0	0	0	0	0	0.00	0.00
(f)	Foreign Institutional Investors	0	0	0	0	0	0.00	0.00
(g)	Foreign Venture Capital Investors	0	0	0	0	0	0.00	0.00
(h)	Qualified Foreign Investor	0	0	0	0	0	0.00	0.00
	Any Other (Total)	0	0	0	0	0	0.00	0.00
	Sub-Total (B)(1)	0	0	0	0	0	0.00	0.00
(2)	Non-institutions							
(a)	Bodies Corporate	0	0	0	0	0	0.00	0.00
(b)	Individuals - i. Individual Shareholders Holding Nominal Share Capital Up To >Rs. 1 Lakh.	0	0	0	0	0	0.00	0.00
	Individuals - ii. Individual Shareholders Holding Nominal Share Capital In Excess Of Rs. 1 Lakh	0	0	0	0	0	0.00	0.00

For PRESTIGE ES  PROJECTS LIMITED

Managing Director

(c)	Qualified Foreign Investor	0	0	0	0	0	0	0.00	0.00
(d)	Any Other (Total)	0	0	0	0	0	0	0.00	0.00
	Sub-Total (B)(2)	0	0	0	0	0	0	0.00	0.00
	Total Public Shareholding (B)= (B)(1)+(B)(2)	0	0	0	0	0	0	0.00	0.00
	TOTAL (A)+(B)	0	0	0	0	0	0	0.00	0.00
(C)	Shares held by Custodians and against which Depository Receipts have been issued	0	0	0	0	0	0	0.00	0.00
C1	Promoter and Promoter Group	0	0	0	0	0	0	0	0
C2	Public	0	0	0	0	0	0	0	0
	GRAND TOTAL (A)+(B)+(C)	0	0	0	0	0	0	0.00	0.00

For PRESTIGE ESTATES PROJECTS LIMITED



Managing Director