


Shareholding Pattern - as per clause 35 of Listing Agreement

Name of the Company:		PRESTIGE ESTATES PROJECTS LIMITED	
Scrip Code, Name of the scrip, class of security:		Prestige EQ - Equity shares	
Quarter ended:		Mar-11	
Partly paid-up shares:-	No. of partly paid-up shares	As a % of total no. of partly paid-up shares	As a % of total no. of shares of the company
Held by Promoter/promoter group	NIL	NIL	NIL
Held by public	NIL	NIL	NIL
Total	NIL	NIL	NIL
Outstanding convertible securities	No. of outstanding securities	As a % of total no. of outstanding convertible securities	As a % of total no. of shares of the company, assuming full conversion of the convertible securities
Held by Promoter/promoter group	NIL	NIL	NIL
Held by public	NIL	NIL	NIL
Total	NIL	NIL	NIL
Warrants:-	No. of warrants	As a % of total no. of warrants	As a % of total no. of shares of the company, assuming full conversion of Warrants
Held by Promoter/promoter group	NIL	NIL	NIL
Held by public	NIL	NIL	NIL
Total	NIL	NIL	NIL
Total paid-up capital of the company, assuming full conversion of warrants and convertible securities	Not applicable		




Shareholding Pattern - as per clause 35 of Listing Agreement


PRESTIGE ESTATES PROJECTS LIMITED
PRESTIGE - EQ
31-Mar-11

Name of the Company :
Scrip Code :
Quarter Ended :

Category code	Category of Shareholder	Number of Shareholders	Total number of shares	Number of shares held in dematerialized form	Total shareholding as a percentage of total number of shares		Shares pledged or otherwise encumbered	
					As a percentage of (A+B) ¹	(VII)	No of shares	As a percentage
(i)	(ii)	(iii)	(iv)	(v)	(vi)	(vii)	(viii)	(ix) = (viii)/(iv)*100
(A)	Shareholding of Promoter and Promoter Group ²							
1	Indian	3	196875000		60.0094	60.0094		
(a)	Individuals/ Hindu Undivided Family							
(b)	Central Government/ State Government(s)							
(c)	Bodies Corporate							
(d)	Financial Institutions/ Banks							
(e)	Any Others (Specify)	6	65625000		20.0031	20.0031		
	Person Acting in Concert	9	262500000	0	80.0125	80.0125		
	Sub Total(A)[1]							
2	Foreign							
a	Individuals (Non-Residents Individuals/ Foreign Individuals)							
b	Bodies Corporate							
c	Institutions							
d	Any Others (Specify)	0	0	0	0	0		
	Sub Total(A)[2]							
	Total Shareholding of Promoter and Promoter Group	9	262500000	0	80.01249231	80.01249231		
	(A) = (A)[1] + (A)[2]							



(B)	Public shareholding												
1	Institutions												
(a)	Mutual Funds/ UTI	10	3484621	3484621	1.0621	1.0621							
(b)	Financial Institutions/ Banks	-	-	-	-	-	-	-	-	-	-	-	-
(c)	Central Government/ State Government(s)	-	-	-	-	-	-	-	-	-	-	-	-
(d)	Venture Capital Funds	-	-	-	-	-	-	-	-	-	-	-	-
(e)	Insurance Companies	-	-	-	-	-	-	-	-	-	-	-	-
(f)	Foreign Institutional Investors	52	58554793	58554793	17.8481	17.8481							
(g)	Foreign Venture Capital Investors	-	-	-	-	-	-	-	-	-	-	-	-
(h)	Any Other (specify)	-	-	-	-	-	-	-	-	-	-	-	-
	Sub-Total (B)(1)	62	62039414	62039414	18.9102	18.9102							
B 2	Non-institutions												
(a)	Bodies Corporate	240	2274393	2274393	0.6933	0.6933							
(b)	Individuals	-	-	-	-	-	-	-	-	-	-	-	-
I	Individuals -i. Individual shareholders holding nominal share capital up to Rs 1 lakh	6818	920202	920200	0.2805	0.2805							
II	Individual shareholders holding nominal share capital in excess of Rs. 1 lakh.	8	256111	256111	0.0781	0.0781							
(c)	Any Other (specify)	-	-	-	-	-	-	-	-	-	-	-	-
(c-i)	Clearing Members	88	61780	61780	0.0188	0.0188							
(c-ii)	Trust	-	-	-	-	-	-	-	-	-	-	-	-
(c-iii)	Non Resident Indians (Repatriable)	57	17411	17411	0.0053	0.0053							
(c-iv)	Non Resident Indians (Non Repatriable)	17	4459	4459	0.0014	0.0014							
	Sub-Total (B)(2)	7228	3534356	3534354	1.0773	1.0773							
(B)	Total Public Shareholding (B)=(B)(1)+(B)(2)	7290	65573770	65573768	19.9875	19.9875							
	TOTAL (A)+(B)	7299	328073770	65573768	100	100							
(C)	Shares held by Custodians and against: which Depository Receipts have been issued	0	0	0	0	0							
	GRAND TOTAL (A)+(B)+(C)	7299	328073770	65573768	100	100							



(1)(b) STATEMENT SHOWING SHARE HOLDING OF PERSONS BELONGING TO THE CATEGORY "PROMOTERS AND PROMOTER GROUP"

Name of the Company : PRESTIGE ESTATES PROJECTS LIMITED
 Scrip Code : PRESTIGE - EQ
 Quarter Ended : 31-Mar-11

SR.NO	NAME OF SHAREHOLDER	Total Share held		Shares Pledged or otherwise encumbered		
		Number	Percentage of grand total	Number	As a percentage	As a % of grand total
			(A)+(B)+(C)			
(I)	(II)	(III)	(IV)	(V)	(VI)	(VII)
1	IRFAN RAZACK	65,625,000	20.0031	-	-	-
2	REZWAN RAZACK	65,625,000	20.0031	-	-	-
3	NOAMAN RAZACK	65,625,000	20.0031	-	-	-
4	SAMEERA NOAMAN	16,406,250	5.0008	-	-	-
5	BADRUNISSA IRFAN	16,406,250	5.0008	-	-	-
6	ALMAS REZWAN	16,406,250	5.0008	-	-	-
7	UZMA IRFAN	5,475,750	1.6691	-	-	-
8	FAIZ REZWAN	5,465,250	1.6659	-	-	-
9	ZAID NOAMAN	5,465,250	1.6659	-	-	-
	TOTAL	262,500,000	80.0125	-	-	-



[Handwritten signature]

(1)(c) STATEMENT SHOWING SHARE HOLDING OF PERSONS BELONGING TO THE CATEGORY "PUBLIC AND HOLDING MORE THAN 1% OF THE TOTAL NUMBER OF SHARES"

Name of the Company :
Scrip Code :
Quarter Ended :

PRESTIGE ESTATES PROJECTS LIMITED
PRESTIGE - EQ
31-Mar-11

Sr. No.	Name of the shareholder	Number of shares	Shares as a percentage of total number of shares {i.e., Grand Total (A)+(B)+(C) indicated in Statement at para (I)(a) above}
1	GOVERNMENT OF SINGAPORE	9,007,060	2.7454
2	COPTHALL MAURITIUS INVESTMENT LIMITED	7927881	2.4165
3	SWISS FINANCE CORPORATION (MAURITIUS) LIMITED	7285911	2.2208
4	INDUS CAPITAL ADVISORS (UK) LLP A/C INDUS INDIA FUND (MAURITIUS) LIMITED	3907269	1.1910
	TOTAL	28,128,121	8.5737



(1)(d) STATEMENT SHOWING DETAILS OF LOCKED - IN - SHARES

Name of the Company : PRESTIGE ESTATES PROJECTS LIMITED
Scrip Code : PRESTIGE - EQ
Quarter Ended : 31-Mar-11

Sr. No.	Name of the shareholder	Number of locked in shares	Locked-in shares as a percentage of total number of shares {i.e., Grand Total (A)+(B)+(C) indicated in Statement at para (l)(a) above}
1	ALMAS REZWAN	16,406,250	5.0008
2	BADRUNISSA IRFAN	16,406,250	5.0008
3	FAIZ REZWAN	5,465,250	1.6659
4	IRFAN RAZACK	65,625,000	20.0031
5	NOAMAN RAZACK	65,625,000	20.0031
6	REZWAN RAZACK	65,625,000	20.0031
7	SAMEERA NOAMAN	16,406,250	5.0008
8	UZMA IRFAN	5,475,750	1.6691
9	ZAYD NOAMAN	5,465,250	1.6659
TOTAL		262,500,000	80.0125



(II)(a) Statement showing details of Depository Receipts (DRs)

Sr. No.	Type of outstanding DR (ADRs, GDRs, SDRs, etc.)	Number of outstanding DRs	Number of shares underlying outstanding DRs	Shares underlying outstanding DRs as a percentage of total number of shares (i.e., Grand Total (A)+(B)+(C) indicated in Statement at para (I)(a) above)
NIL	NIL	NIL	NIL	NIL

(II)(b) Statement showing Holding of Depository Receipts (DRs), where underlying shares held by 'promoter/ promoter group' are in excess of 1% of the total number of shares

Sr. No.	Name of the DR Holder	Type of outstanding DR (ADRs, GDRs, SDRs, etc.)	Number of shares underlying outstanding DRs	Shares underlying outstanding DRs as a percentage of total number of shares (i.e., Grand Total (A)+(B)+(C) indicated in Statement at para (I)(a) above)
NIL	NIL	NIL	NIL	NIL

(III)(a) Statement showing the voting pattern of shareholders, if more than one class of shares/ securities is issued by the issuer

Category code	Category of Shareholder	Number of voting rights held in each class of securities			Total Voting rights (III+IV+V)	Total Voting rights i.e. (VI)	
		Class X	Class Y	Class Y		As a percentage of (A+B)	As a percentage of (A+B+C)
NIL							



SR